

GAME COUNTS IN NORTH-CENTRAL NAMIBIA

June 2022

The fundamental purpose of game counts in communal areas is to inform conservancies and MEFT of wildlife trends for the purposes of adaptive management of resources. While estimates for some species are provided, these should only be considered an approximate guide to species abundance.

Total Number of animals seen: last 5 years

Species	1. King Nehale					2. Sheya Shuushona					3. Uukolonkadhi-Ruacana					*4. Uukwaluudhi					*5. Okongo				
	2018	2019	2020	2021	2022	2018	2019	2020	2021	2022	2018	2019	2020	2021	2022	2018	2019	2020	2021	2022	2018	2019	2020	2021	2022
Baboon																									
Burchell's Zebra						3												98	30						
Cheetah																									
Duiker	2			1		11	9	15	8	11	5	3	3	1		1					8	10	8	6	6
Eland							10									21	6	15	5	36	20	26	70	82	73
Elephant										25															
Gemsbok		1	1	8		1	1								108	432	98	84	153						
Giraffe		6													13	1	20	11	5						5
Hartebeest															241	371	72	17	21						
Hyaena								1																	
Jackal	3	1	1	1	1	2	1	4	3	4	1		1		2	3	1		1	1				1	
Klipspringer																									
Kudu							8	2		9					6		2	1	2	6		7			2
Ostrich						46	33	24	3	37					3										
Springbok	365	326	105	104	186	206	103	76	27	37					534	315	240	332	272						
Steenbok		4	2	3	6	44	17	43	16	34	2	2	2		1		1			6		5	2	1	
Warthog															2	5						7			5
Wildebeest	170	279	44	66	83		4																		



* Numbers for Uukwaluudhi and Okongo are from foot transects in the core area. Although an additional 3 vehicle transects were undertaken in the Uukwaluudhi core area these are used for comparing counting methods and are not indicated here.

Transect statistics:

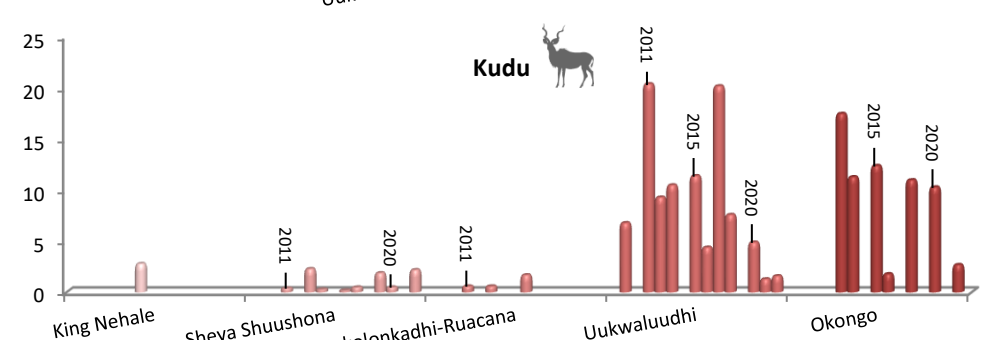
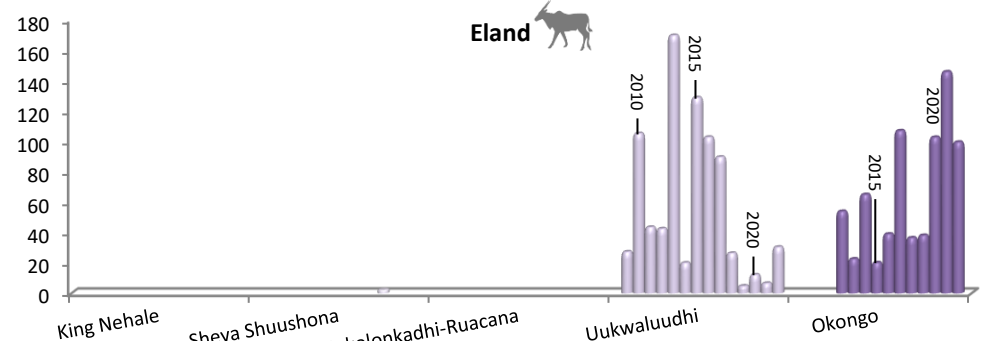
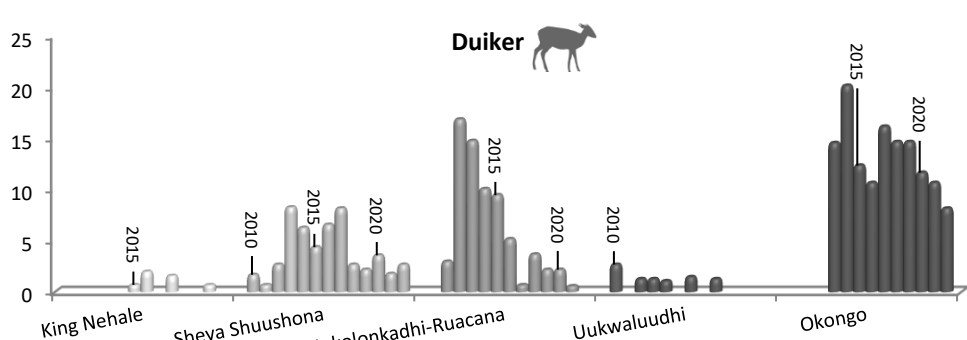
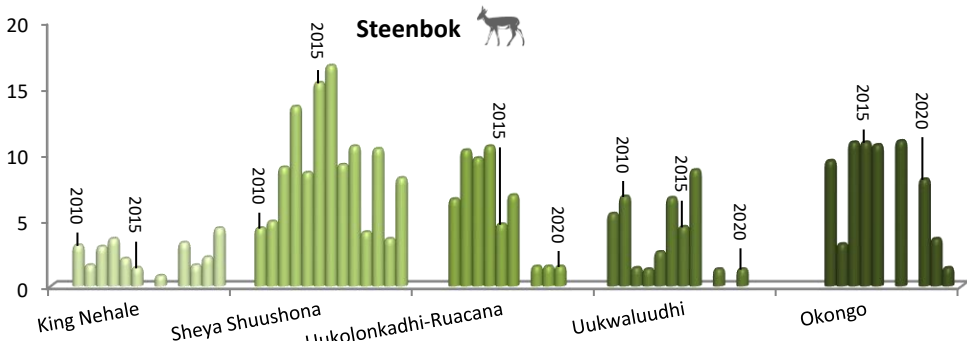
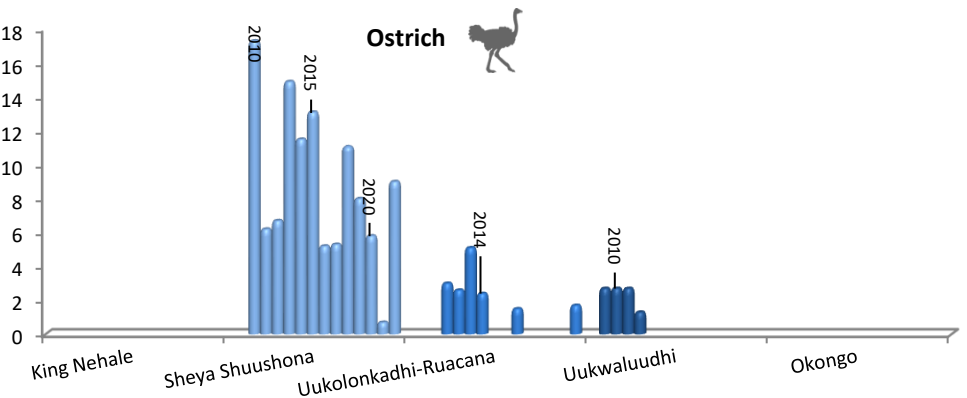
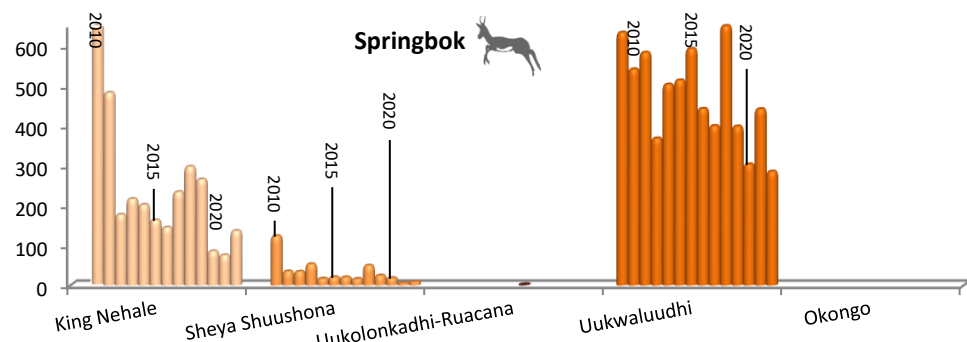
	Total	King Nehale	Sheya Shuushona	Uukolonkadhi-Ruacana	Uukwaluudhi	Okongo
Total Route km	869	136	412	174	80	67
Total area (km ²)	8,688	509	5,070	2,993	55	61
Number of routes	36	4	8	4	11	9



Population Estimates by conservancy:

Species	King Nehale	Sheya Shuushona	Uukolonkadhi-Ruacana	Uukwaluudhi	Okongo
B. Zebra				135	
Duiker		954			72
Eland				82	172
Gemsbok				396	
Giraffe				22	
Hartebeest				52	
Kudu					
Ostrich		528			
Springbok	1,535	1,074		261	
Steenbok		2,221			
Wildebeest	180				

Trends: Number per 100km (2009 – 2022)



Estimates were calculated using DISTANCE analysis for species with sufficient sightings. With the general small numbers of sightings confidence limits tend to be wide and great care should be taken when using these estimates for quota setting.