

monitoring numbers and trends for a healthy conservancy...

Current wildlife numbers and status

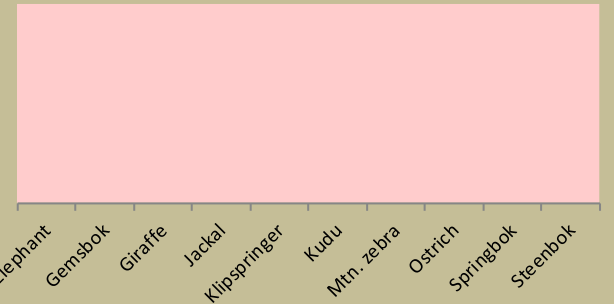
Species	Animals Seen 2021	Estimated population range	Wildlife Status		
			Count Trend	National Guideline	Desired Status
Elephant					
Gemsbok					
Giraffe					
Jackal					
Klipspringer					
Kudu					
Mtn. zebra					
Ostrich					
Springbok					
Steenbok					

No counts undertaken


Desired Number – gives the species status in the conservancy based on what the conservancy would like to have.

dark green (abundant) – reduce a lot;
light green (common) – reduce a little;
yellow (uncommon) – keep numbers the same;
light orange (rare) – double numbers;
dark orange (very rare) – more than double numbers.

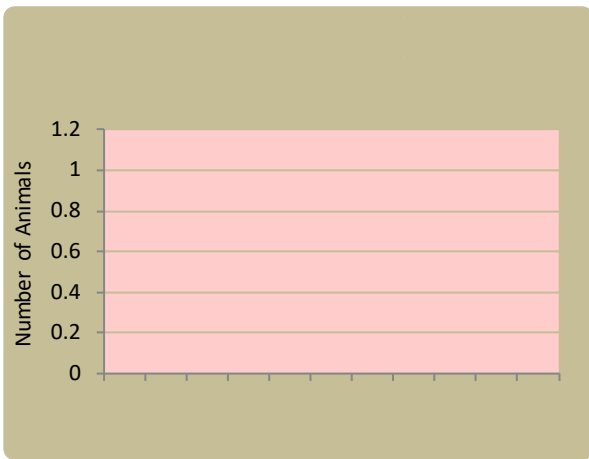
Wildlife status summary in 2021



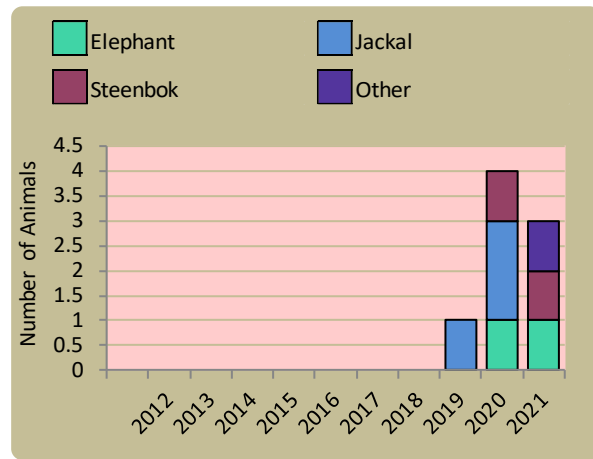
Key to wildlife status



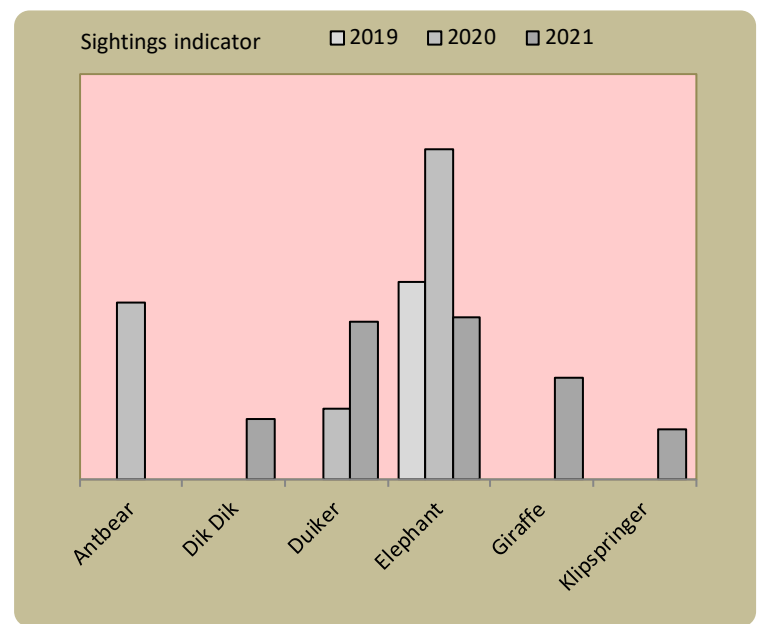
Wildlife introductions



Wildlife mortalities

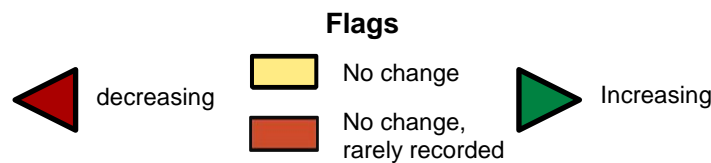


Locally rare species

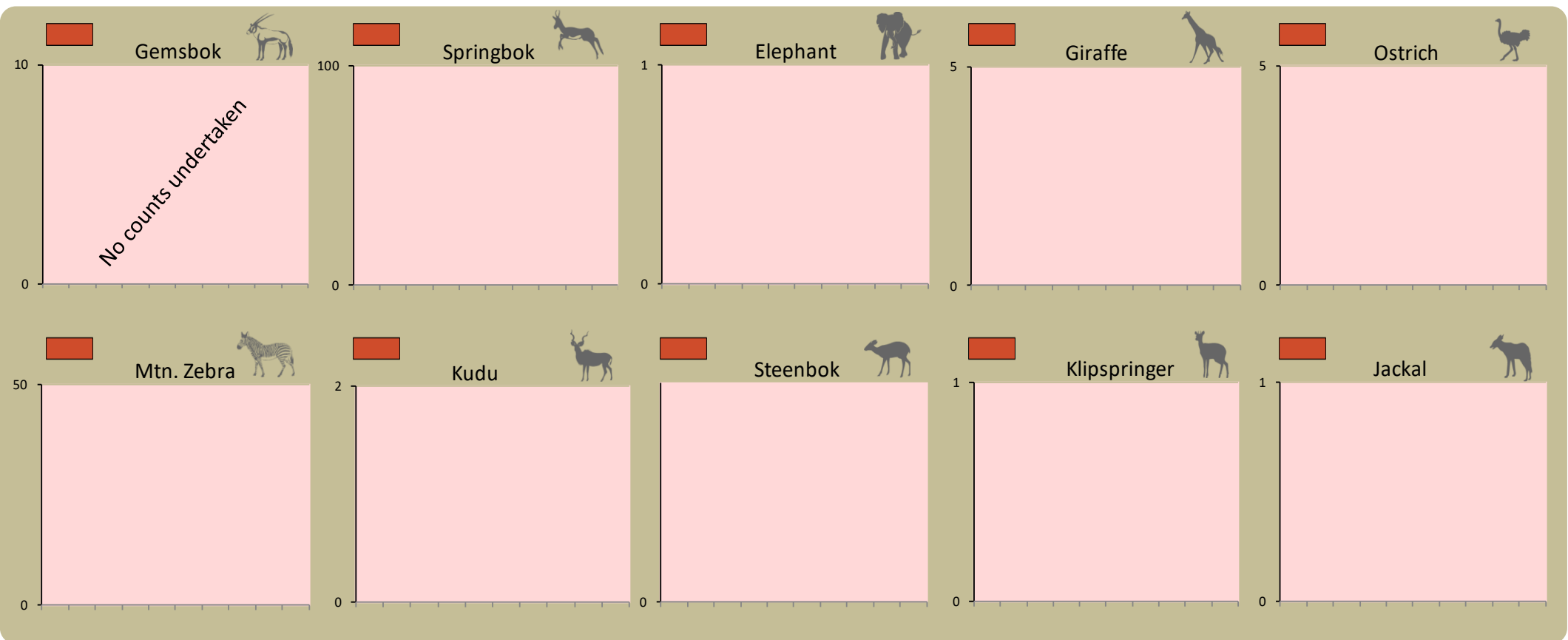


Annual game count

Charts show the number of animals seen each year per 100 km driven during the game count. As a point of reference the dashed horizontal line represents the combined 10 year average in Palmwag and Etendeka concessions. Status flags reflect the general count trend over the last 5 years.

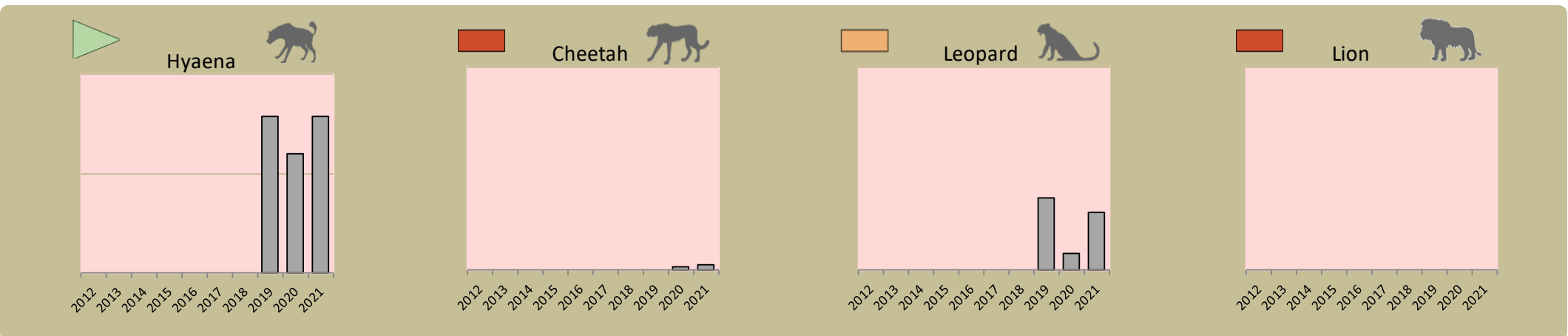


Locally rare species are not found very often in the conservancy and need special conservation attention.



Predator monitoring

charts show the average number of animals seen per Event Book each year status barometers reflect the general sightings trend over the last 5 years



Wildlife provides a wide range of benefits. Some wildlife can cause conflicts, but all wildlife is of value to tourism, trophy hunting and a healthy environment.

By using all the available information and adapting and improving activities, threats such as human wildlife conflict, poaching and other issues can be minimised.

Enabling wise conservancy governance...

Conservancy Statistics

Date Registered:	August 2018
Population (2011 census):	1792
Size (square kilometres):	731
Registered members:	909

Key Compliance Requirements

Was an AGM held?	✓
Were elections held?	✓
Were benefits distributed according to the BDP?	✓
Is game managed according to the GMUP?	✗
Was the financial report presented and approved?	✗

Conservancy Governance

	Male	Female	Total
Number of management committee members	9	1	10
Attendance at AGM	150	38	188
Date of the last AGM:	11/05/2021		
Date of the next AGM:	Aug-22		
Other important issues			
Budget approved?	✓		
Work plan approved?	✓		
Annual conservancy report approved?	✓		

Benefit Distribution

Type	Description	Beneficiary	Number
------	-------------	-------------	--------

Employment

	Male	Female	Total
Conservancy staff (Incl. CGG & CRM)	7		7
Number of Community Game Guards	7		7
Number of Community Resource Monitors			

Governance Performance Rating How well did the conservancy perform in the past year?

Performance Category	This Year	Prev. Year	Explanation of performance category
Member engagement	moderate	strong	The conservancy is adequately engaging its members
Benefit planning	weak	strong	The conservancy developed its BDP in a transparent and participatory manner
Benefit distribution	weak	strong	The conservancy distributes benefits to its members in a fair, transparent and equitable manner
Accountability	moderate	moderate	Conservancy members are holding the management committee accountable
Stakeholder engagement	strong	strong	The conservancy maintains relationships with key external stakeholders
Financial management	weak	strong	The conservancy is effectively managing its finances

Colour codes:

none

weak

moderate

strong

exceptional

N/A