


monitoring numbers and trends for a healthy conservancy...

Current wildlife numbers and status

Species	Animals Seen 2022	Estimated population range	Wildlife Status	
			Count Trend	Landscape Status
Elephant				
Gemsbok				
Giraffe				
Jackal				
Klipspringer				
Kudu				
Mtn. zebra				
Ostrich				
Springbok				
Steenbok				

No counts undertaken

Key to wildlife status

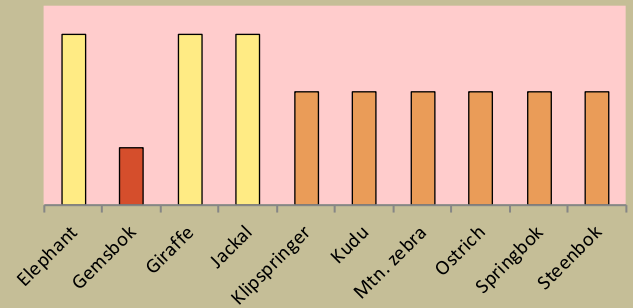


Key to count trend

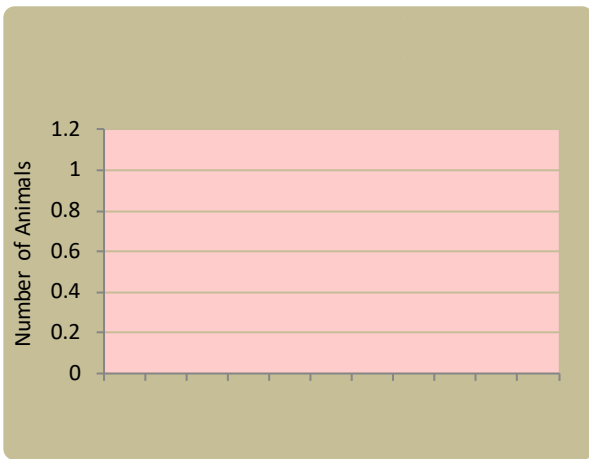
dark green – strong increase
 light green – slight increase
 yellow – more or less stable
 light orange – slight decline
 dark orange – strong decline

Wildlife status summary is based on both the species trend and its status in the landscape

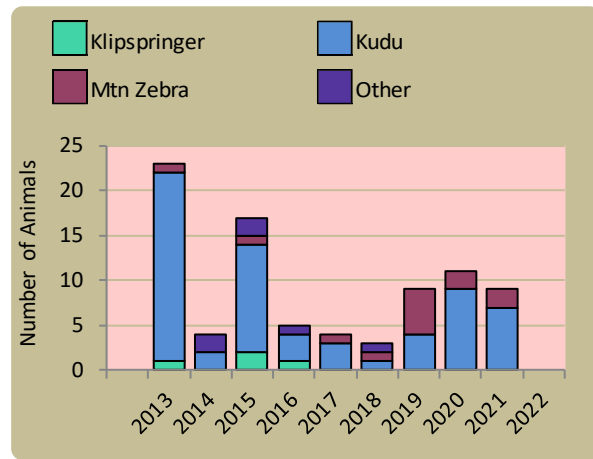
Wildlife status summary in 2022



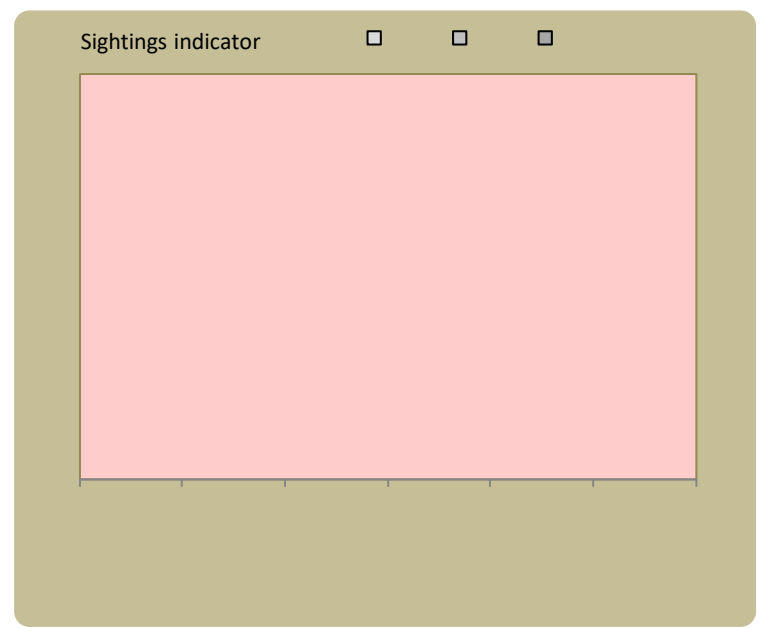
Wildlife introductions



Wildlife mortalities



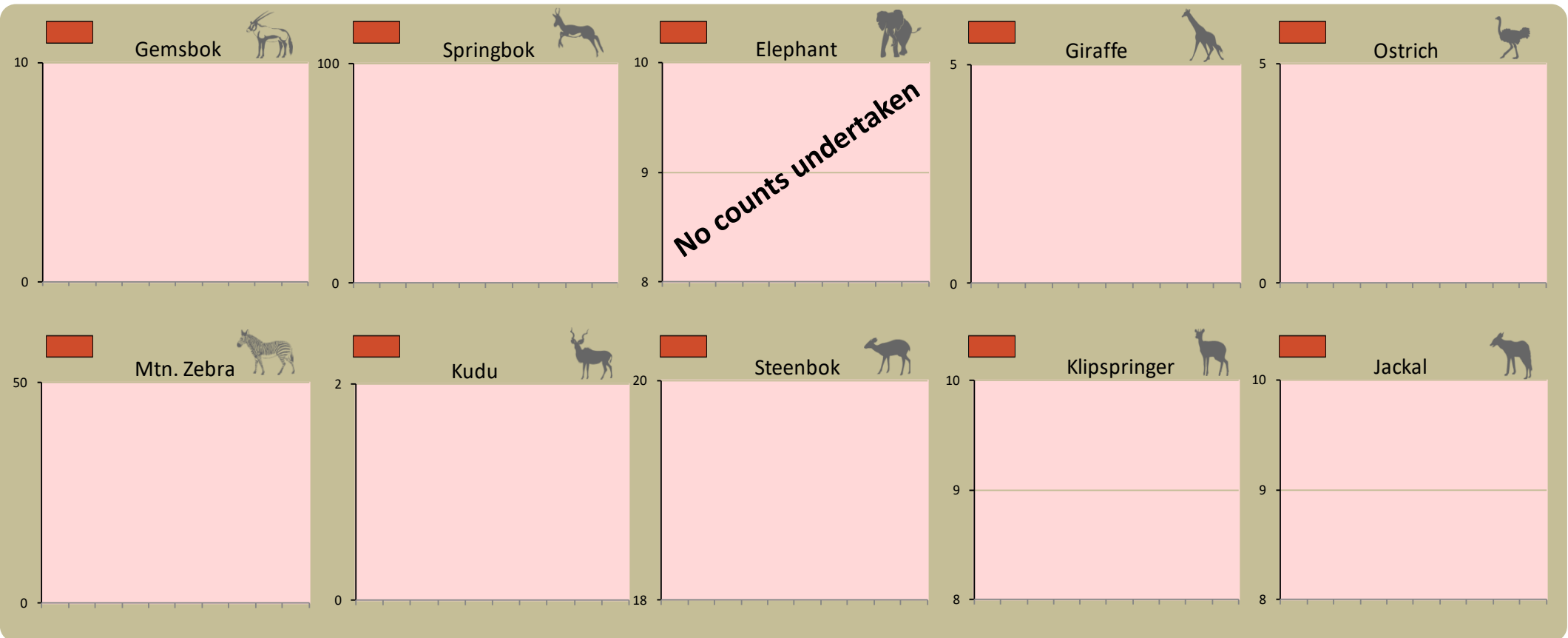
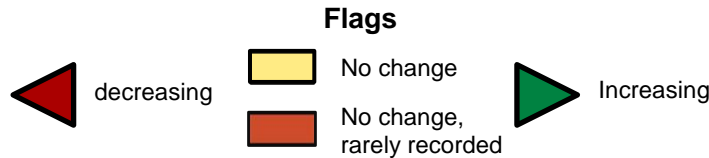
Locally rare species



Annual game count

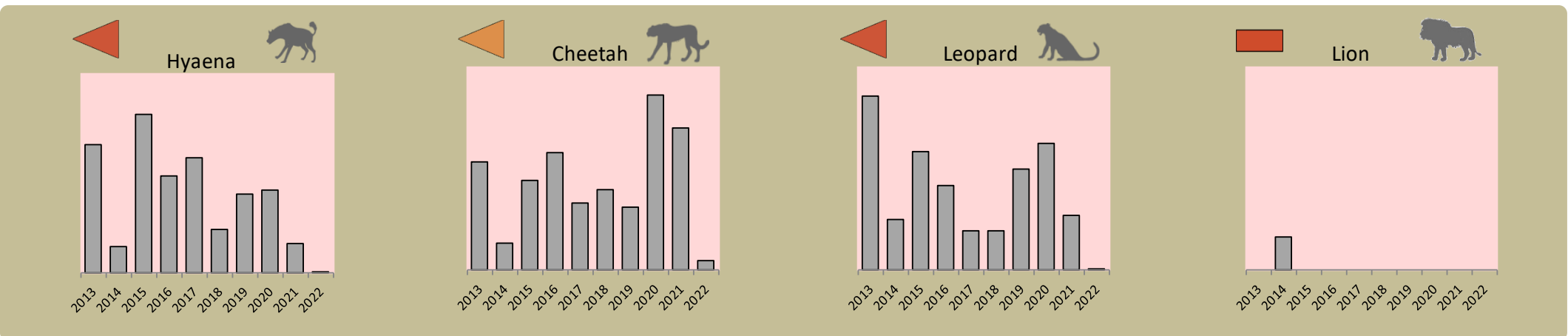
Charts show the number of animals seen each year per 100 km driven during the game count. As a point of reference the dashed horizontal line represents the combined 10 year average in Palmwag and Etendeka concessions. Status flags reflect the general count trend over the last 5 years.

Locally rare species are not found very often in the conservancy and need special conservation attention.



Predator monitoring

charts show the average number of animals seen per Event Book each year status barometers reflect the general sightings trend over the last 5 years



Wildlife provides a wide range of benefits. Some wildlife can cause conflicts, but all wildlife is of value to tourism, trophy hunting and a healthy environment.

By using all the available information and adapting and improving activities, threats such as human wildlife conflict, poaching and other issues can be minimised.

Enabling wise conservancy governance...

Conservancy Statistics

Date Registered:	March 2011
Population (2011 census):	450
Size (square kilometres):	1174
Registered members:	300

Key Compliance Requirements

Was an AGM held?	✓
Were elections held?	✓
Were benefits distributed according to the BDP?	✗
Is game managed according to the GMUP?	✓
Was the financial report presented and approved?	✓

Conservancy Governance

	Male	Female	Total
Number of management committee members	10	3	13
Attendance at AGM	71	23	94
Date of the last AGM:	01/11/2022		
Date of the next AGM:			
Other important issues			
Budget approved?	✓		
Work plan approved?	✓		
Annual conservancy report approved?	✓		

Benefit Distribution

Type	Description	Beneficiary	Number
------	-------------	-------------	--------

Employment

	Male	Female	Total
Conservancy staff (Incl. CGG & CRM)	6	2	8
Number of Community Game Guards	4	0	4
Number of Community Resource Monitors			

Governance Performance Rating How well did the conservancy perform in the past year?

Performance Category	This Year	Prev. Year	Explanation of performance category
Member engagement	moderate	moderate	The conservancy is adequately engaging its members
Benefit planning	weak	weak	The conservancy developed its BDP in a transparent and participatory manner
Benefit distribution	none	none	The conservancy distributes benefits to its members in a fair, transparent and equitable manner
Accountability	moderate	moderate	Conservancy members are holding the management committee accountable
Stakeholder engagement	strong	strong	The conservancy maintains relationships with key external stakeholders
Financial management	none	none	The conservancy is effectively managing its finances

Colour codes:

none

weak

moderate

strong

exceptional

N/A