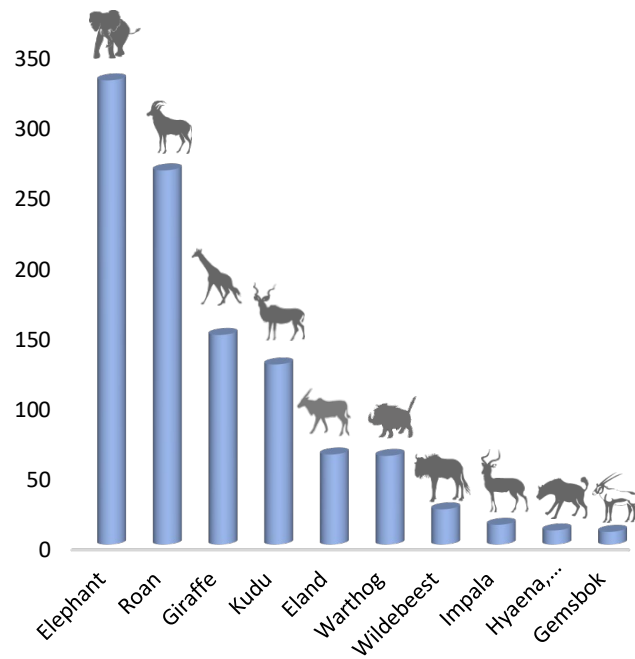
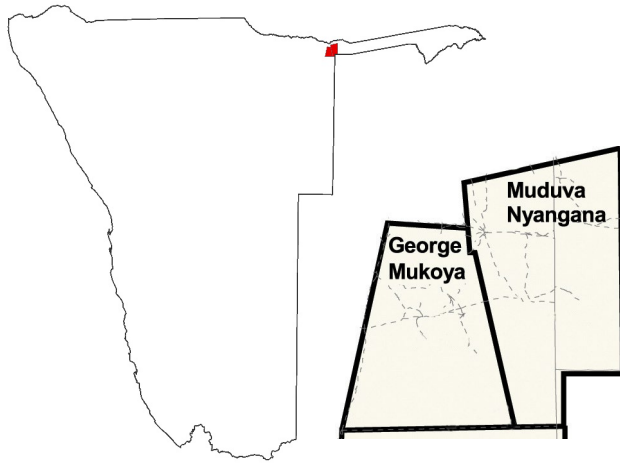


# FULL MOON WATERHOLE COUNTS IN KAVANGO EAST

## November 2024

A collaboration between NACSO, MEFT and environmental NGOs



Waterhole Animals Seen	George Mukoya				Muduva Nyangana		Total
	Elephant	Kapare	Roan	Shiware	Gowashinga	Onamakua	
Count days	2	2	2	2	2	2	
Duiker		2					2
Eland	1	30	2	1	29	1	64
Elephant	112	13		25	115	65	330
Gemsbok		9					9
Giraffe	13	2	41		83	10	149
Hartebeest					1		1
Hyaena, Spotted		2		8			10
Impala						14	14
Kudu		46	44		33	5	128
Leopard		1		2			3
Lion		2					2
Ostrich				2			2
Roan		20	132	42	35	37	266
Steenbok				1			1
Vervet Monkey		18		47	11	20	96
Warthog			6		57		63
Wild dog					1		1
Wildebeest		8	16	1			25

Overall Estimates	Waterhole	Transect
Species		
Eland	128	799
Elephant	297	
Gemsbok	18	270
Giraffe	298	670
Hyaena, spotted	10	
Impala	14	
Kudu	128	432
Roan	200	1,087
Warthog	63	
Wildebeest	19	

Waterhole counts were undertaken at 6 waterhole sites: 4 in George Mukoya conservancy and 2 in Muduva Nyangana.

Counts were undertaken over a period of 2 days during which time all animals seen were counted.

Game species differ in the frequency with which they need to visit water resources with some able to acquire much of their hydration needs through foraging. Waterhole counts are therefore best suited to species (like elephants) which need to make regular trips to water points.

Estimates are calculated using the number of count days, and the drinking frequency of the species. They are crude estimates as they are influenced by several assumptions including drinking frequencies and independence of sightings.

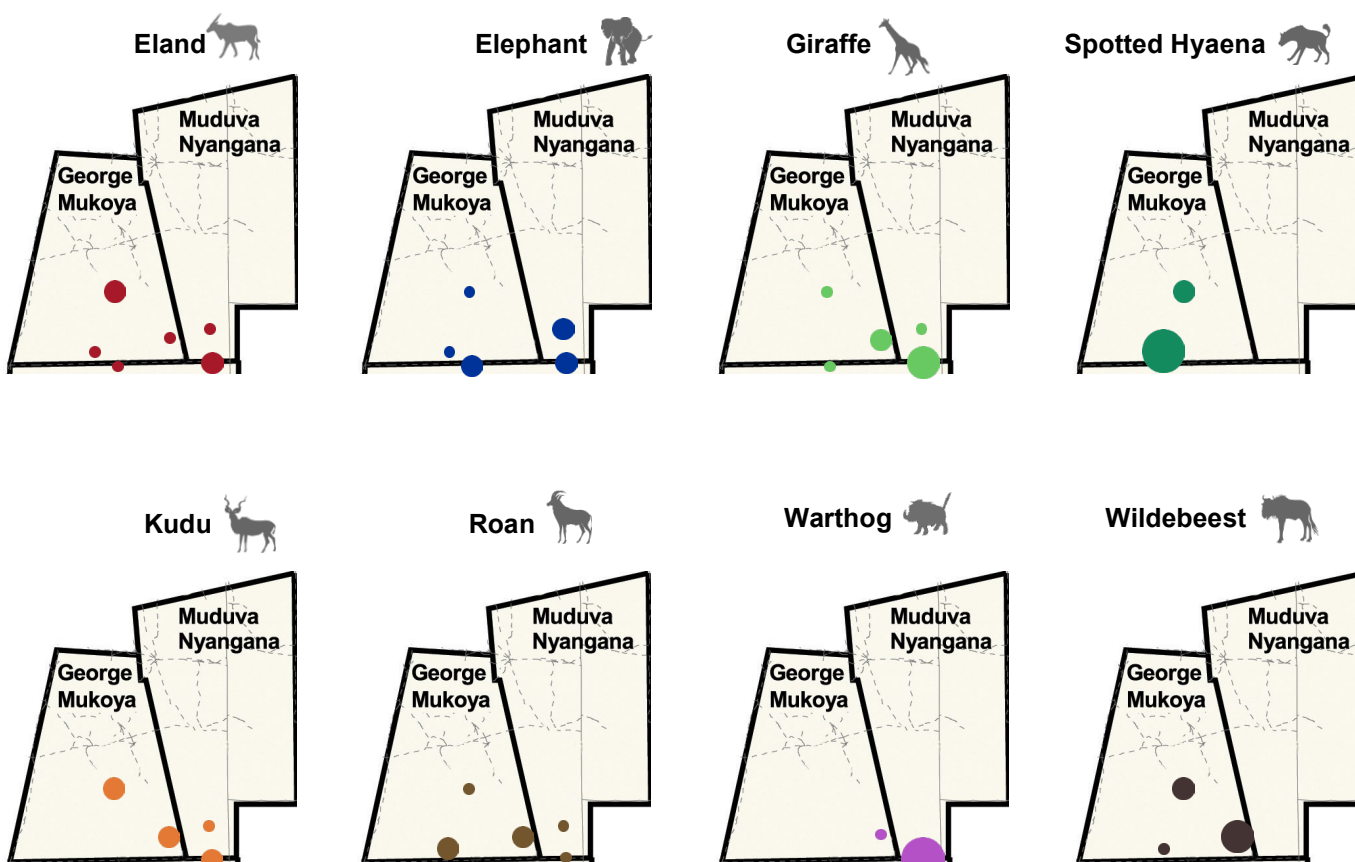
The 6 waterholes counted were located in the southern extremes of the conservancies. In order to understand what proportion of all animals were seen at the waterholes, some idea of species travelling distance or waterhole catchment size is required. Alternatively future counts could include additional waterholes distributed more evenly across the conservancies. These counts are however useful in providing minimum estimates for species such as elephant, eland, giraffe, kudu and roan antelope.

### Conservancy Estimates

Species	DF	George Mukoya	Muduva Nyangana
Eland	4	68	60
Elephant	1.8	135	162
Gemsbok	4	18	
Giraffe	4	112	186
Hyaena, spotted	2	10	
Impala	2		14
Kudu	2	90	38
Roan	1.5	146	54
Warthog	2	6	57
Wildebeest	1.5	19	

### Distribution (of a selection of species)

Numbers seen: Low ● → High ●



NACSO/WWF in Namibia