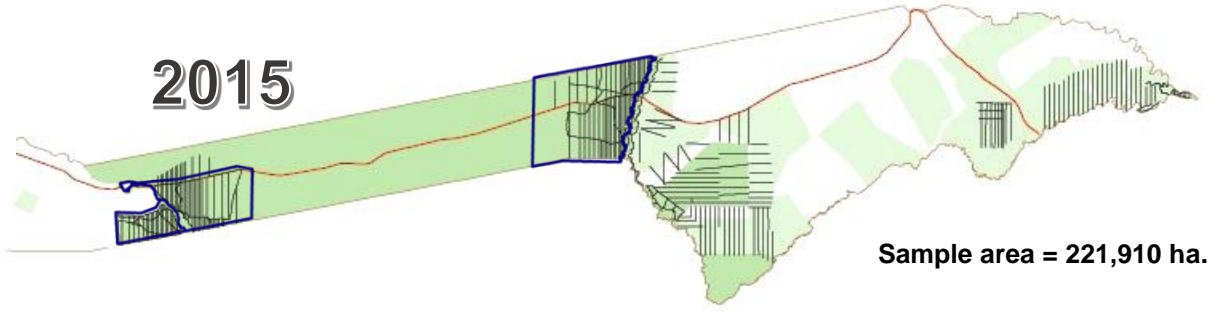


GAME COUNTS IN BWABWATA

Dry season - Live sightings

Numbers seen:



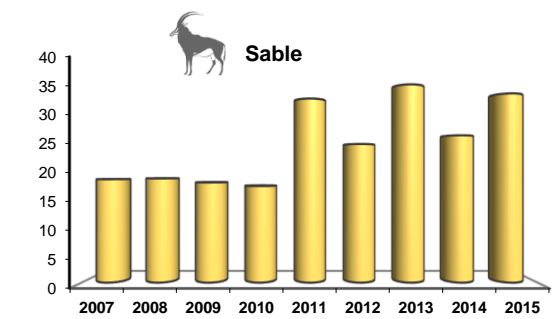
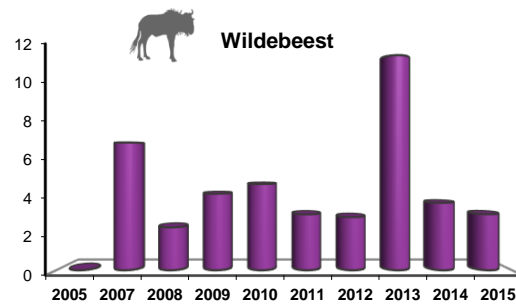
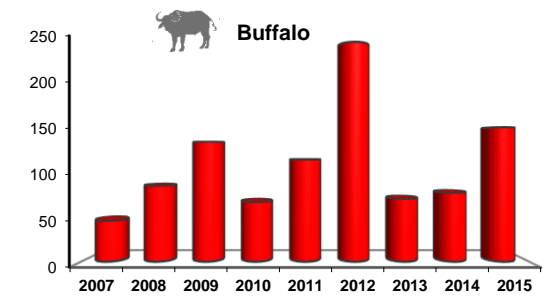
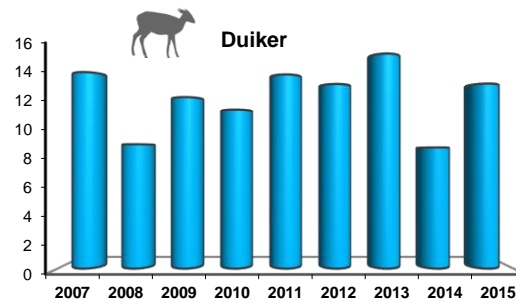
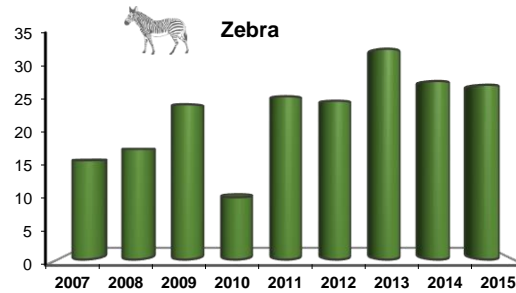
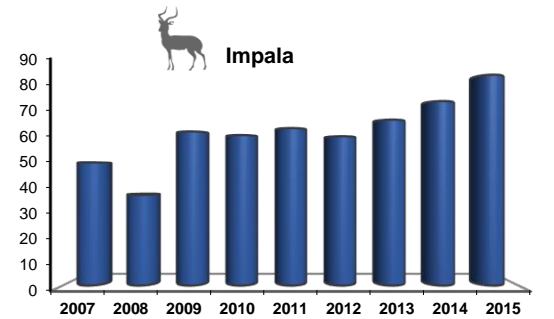
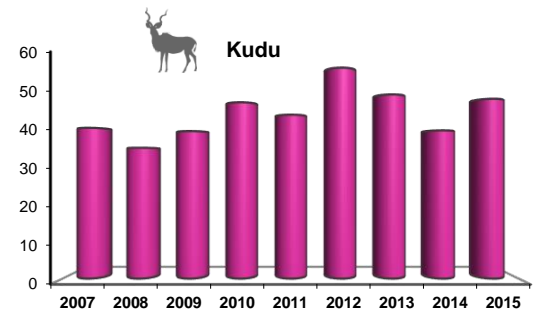
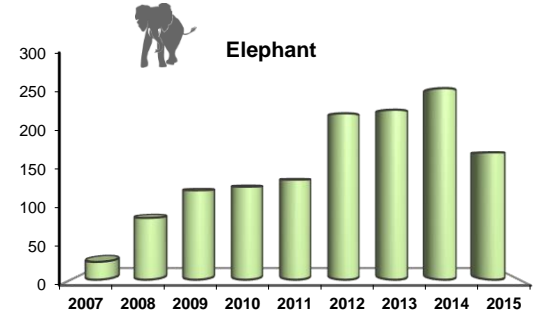
Area	Mahango	Buffalo	Kwando
Total km	330	588	867
No. of routes	22	35	57
Species			
Baboon	114		146
Buffalo	25	1837	490
Bushbuck	4	2	3
Bushpig	4		3
Crocodile	7	18	13
Duiker	49	82	76
Eland		1	6
Elephant	74	1405	1184
Giraffe	5		52
Hippo	55	24	6
Hyaena			1
Impala	663	109	548
Jackal BB			1
Kudu	355	267	129
Lechwe	245	118	120
Leopard			1
Lion		2	
Ostrich	8		1
Reedbuck	29	5	13
Roan	51	93	18
Sable	41	318	170
Steenbok	8	15	12
Tsessebe	42	1	57
V. Monkey	22	43	5
Warthog	34	157	61
Wild dog			
Wildebeest	29	1	17
Zebra	107	8	311

Species	Habitat		
	Riverine zone with floodplain grassland	Woodland < 8km from the river	Woodland > 8km from the river
Baboon	200	60	0
Buffalo	2086	210	56
Bushbuck	8	1	0
Bushpig	0	4	3
Crocodile	37	1	0
Duiker	4	77	126
Eland	0	3	4
Elephant	267	1122	1274
Giraffe	16	25	16
Hippo	70	15	0
Hyaena	0	1	0
Impala	1052	246	22
Jackal BB	0	0	1
Kudu	252	254	245
Lechwe	467	16	0
Leopard	0	1	0
Lion	0	2	0
Ostrich	4	2	3
Reedbuck	38	9	0
Roan	12	104	46
Sable	97	189	243
Steenbok	5	15	15
Tsessebe	55	15	30
V. Monkey	50	15	5
Warthog	144	49	59
Wild dog	0	0	0
Wildebeest	45	1	1
Zebra	97	194	135

2015 vs 2014

Species	Animals		Groups	
	2014	2015	2014	2015
Baboon	127	260	6	8
Buffalo	1218	2352	47	60
Bushbuck	11	9	8	6
Bushpig	3	7	3	2
Crocodile	8	38	7	21
Duiker	137	207	128	191
Eland	44	7	10	3
Elephant	4031	2663	215	172
Giraffe	59	57	17	15
Hippo	36	85	9	24
Hyaena	0	1	0	1
Impala	1166	1320	117	110
Jackal BB	0	1	0	1
Kudu	625	751	155	157
Lechwe	288	483	19	34
Leopard	0	1	0	1
Lion	2	2	2	1
Ostrich	3	9	2	6
Reedbuck	71	47	13	13
Roan	116	162	34	45
Sable	416	529	72	80
Steenbok	22	35	20	32
Tsessebe	77	100	16	22
V. Monkey	54	70	9	15
Warthog	236	255	91	89
Wild dog	7	0	2	0
Wildebeest	57	47	7	6
Zebra	439	426	53	42

Trends – Numbers per 100km



Estimates

Estimates were calculated using DISTANCE, for all species with sufficient sightings. These are **average** estimates as they are calculated using sightings from the 3 most recent count years. The bottom row of the table (hyphenated) numbers = 95% Confidence Intervals.

Species	Bwabwata West Mahango	Bwabwata West Buffalo	Bwabwata East
Buffalo	70	3360	1870
	25-180	1710-6570	850-4150
Duiker	350	590	1240
	270-450	480-720	1010-1530
Elephant	115	2565	5360
	65-200	2050-3210	3980-7220
Giraffe	22	0	170
	12-43	0	100-285
Impala	2130	1220	6640
	1100-4150	540-2740	3430-12840
Kudu	1830	1760	1580
	1420-2350	1090-2850	1050-2370
Lechwe	180	80	370
	60-545	20-265	140-975
Reedbuck	130	*	65
	45-380	*	25-175
Roan	280	200	190
	170-480	120-320	105-355
Sable	155	1220	980
	80-300	880-1680	590-1650
Steenbok	58	60	290
	20-160	30-110	190-470
Tsessebe	170	*	270
	80-380	*	130-560
Warthog	250	670	780
	120-510	340-1130	550-1110
Wildebeest	*	*	275
	*	*	120-650
Zebra	380	*	1880
	230-630	*	1320-2660

* = too few observations to provide useful local estimates
0 = no animals seen in counts

