

maximising wildlife returns by minimising threats...

Performance Indicators

Management performance in 2023			
Category	Performance		
1 Adequate staffing			
2 Adequate expenditure			
3 Audit attendance			
4 NR management plan			
5 Zonation			
6 Leadership			
7 Display of material			
8 Event Book modules			
9 Event Book quality			
10 Compliance			
11 Game census			
12 Reporting & adaptive management			
13 Law enforcement			
14 Human Wildlife Conflict			
15 Harvesting management			
16 Sources of NR income			
17 Benefits produced			
18 Resource trends			
19 Resource targets			

Key to performance indicators

weak/bad

reasonable

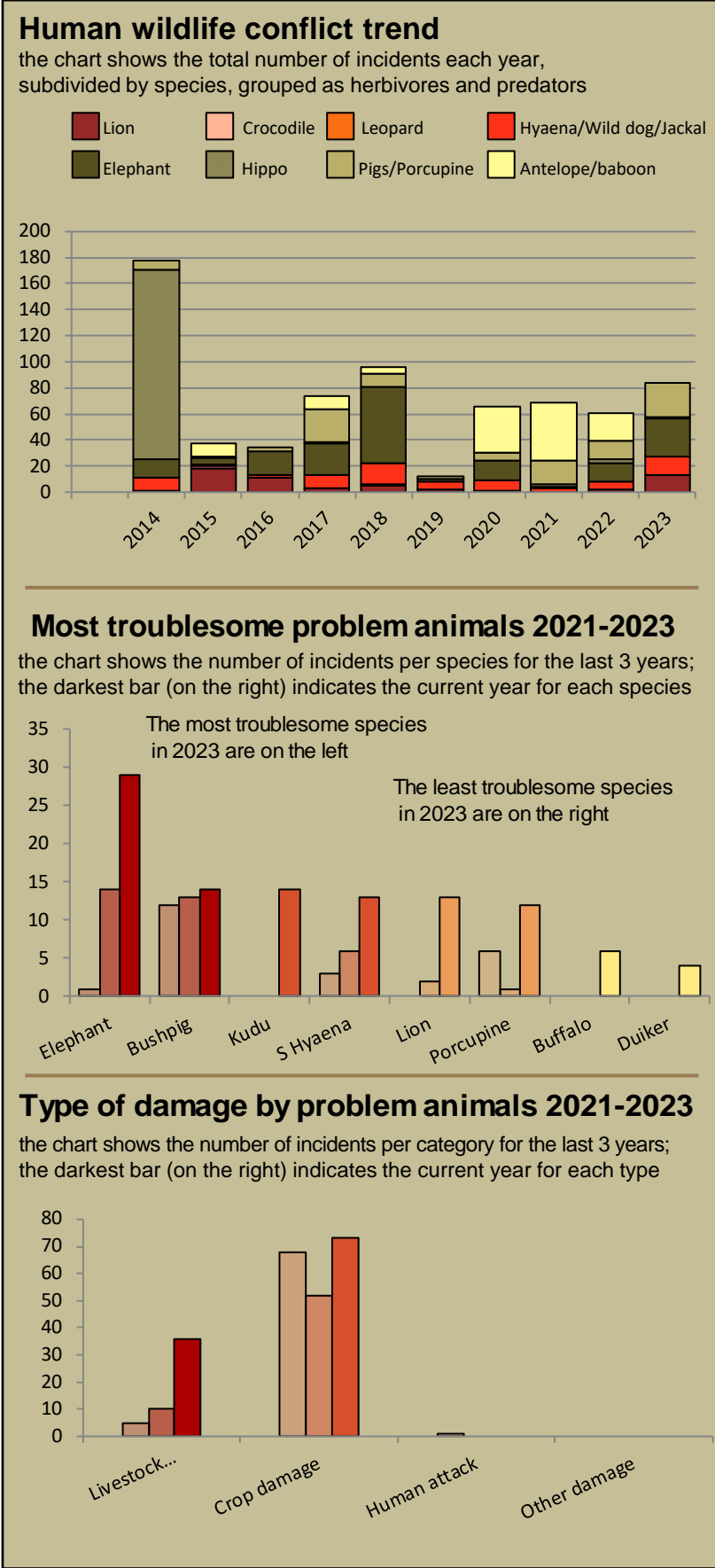
good

Performance is assessed on a scoring system from zero (none) to a maximum of between 3 and 6 (strong/excellent) depending on the indicator.

Indicators 1-17 reflect the performance of the management team in place in the conservancy and an efficient team can achieve a good rating in all 17 indicators.

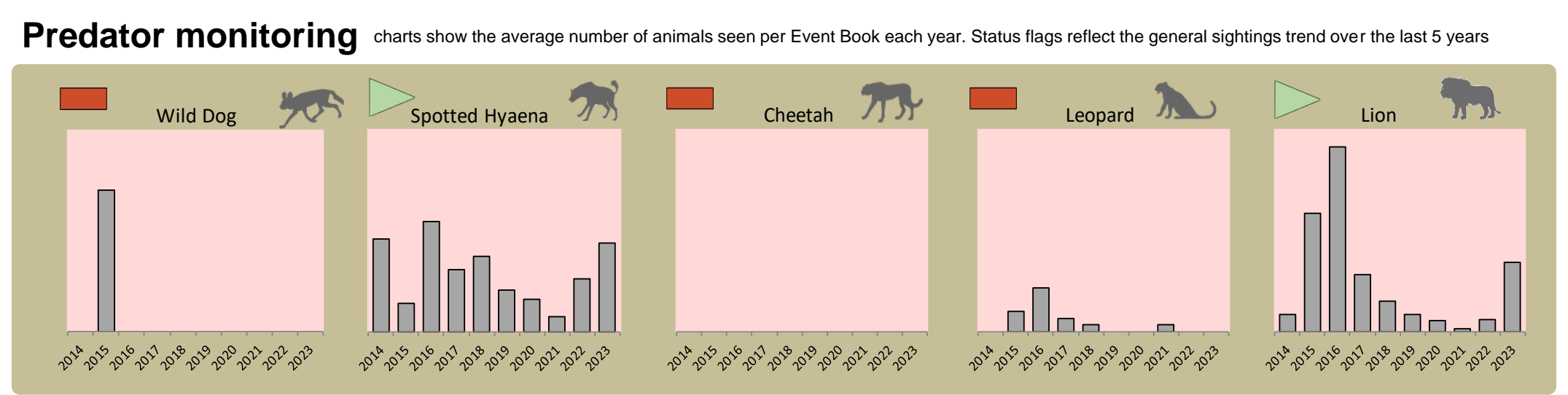
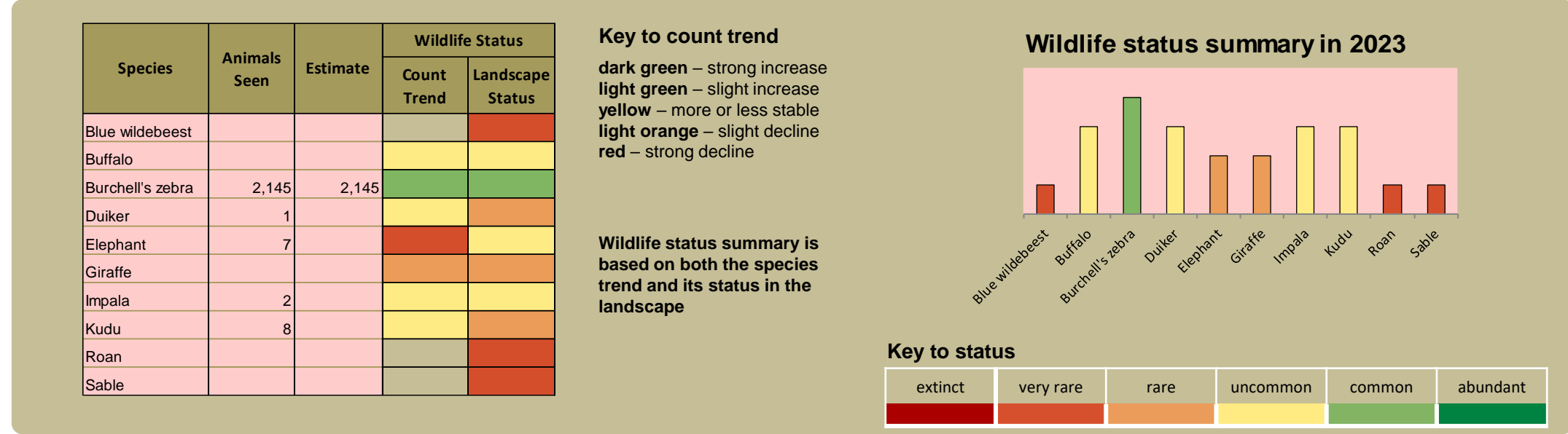
Indicators 18 & 19 are influenced by external factors and are not considered a reflection of conservancy management. They indicate the current status of wildlife in the conservancy in relation to a theoretical optimal situation.

Human wildlife conflict



monitoring numbers and trends for a healthy conservancy...

Current wildlife numbers and status



Wildlife provides a wide range of benefits. Some wildlife can cause conflicts, but all wildlife is of value to tourism, trophy hunting and a healthy environment.

By using all the available information and adapting and improving activities, threats such as human wildlife conflict, poaching and other issues can be minimised.

Enabling wise conservancy governance...

Conservancy Statistics

Date Registered:	March 2011
Population (2011 census):	2310
Size (square kilometres):	556
Registered members:	1892

Key Compliance Requirements

Was an AGM held?	✓
Election requirement not specified	
Were benefits distributed according to the BDP?	✓
Is game managed according to the GMUP?	✓
Was the financial report presented and approved?	✓

Conservancy Governance

	Male	Female	Total
Number of management committee members	10	5	15
Attendance at AGM	42	37	79
Date of the last AGM:			
Date of the next AGM:			
Other important issues			
Budget approved?	✓		
Work plan approved?	✓		
Annual conservancy report approved?	✓		

Benefit Distribution

Type	Description	Beneficiary	Number
Cash Benefits	Ta, Village Headmen And Former Chie	Chief	1
		Ta	4
Social Benefits	Schools, Soccer Tournament	Schools	5
		Soccer	1
Meat Distribution	Ta, Community	All Members	1852

Employment

	Male	Female	Total
Conservancy staff (Incl. CGG & CRM)	16	8	24
Number of Community Game Guards	10	5	15
Number of Community Resource Monitors			

Governance Performance Rating

How well did the conservancy perform in the past year?

Performance Category	This Year	Prev. Year	Explanation of performance category
Member engagement			The conservancy is adequately engaging its members
Benefit planning			The conservancy developed its BDP in a transparent and participatory manner
Benefit distribution			The conservancy distributes benefits to its members in a fair, transparent and equitable manner
Accountability			Conservancy members are holding the management committee accountable
Stakeholder engagement			The conservancy maintains relationships with key external stakeholders
Financial management			The conservancy is effectively managing its finances
Colour codes: none weak moderate strong exceptional N/A			