2024

Okondjombo Climate and Vegetation Report

D1

Adapting in response to the current environmental conditions …

Seasonal trends in rainfall and vegetation (2023 / 2024 Season)

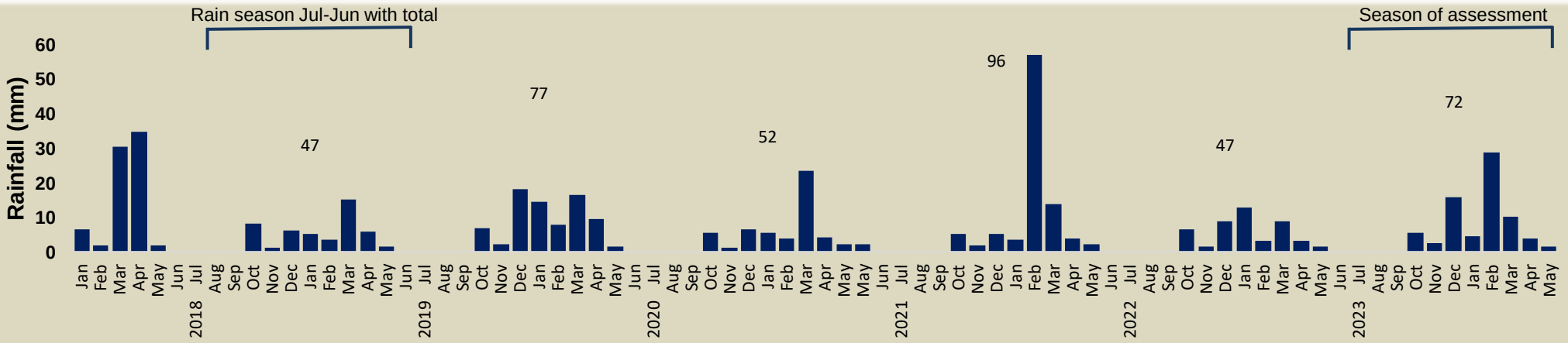

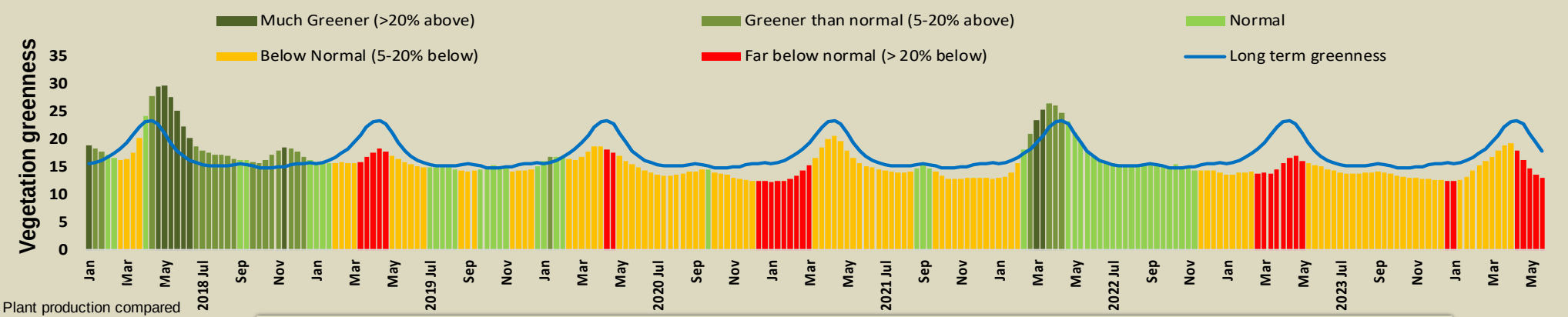

Plant production compared with long term average: 2014/15 to 2022/23

Below average rainy season, poor plant production

Vegetation cover trend (2000 - 2023)

High vegetation cover is good because more rainwater is prevented from running off, causing less erosion. Also, the soil is shaded leading to a decrease in soil temperature and evaporation.

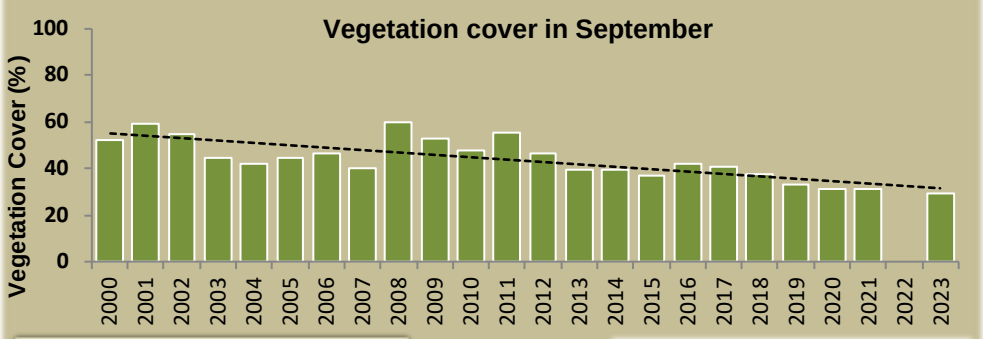

Plant cover is decreasing - Why?

Vegetation cover : 2023

- Good vegetation cover
- Much bare ground

NACSO/WWF in Namibia

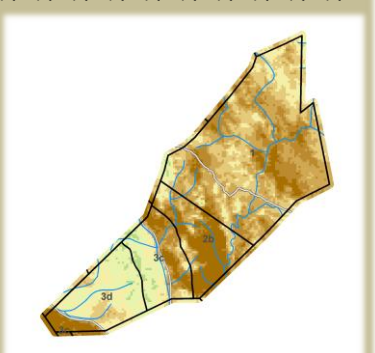

Vegetation productivity (February to April) 2024

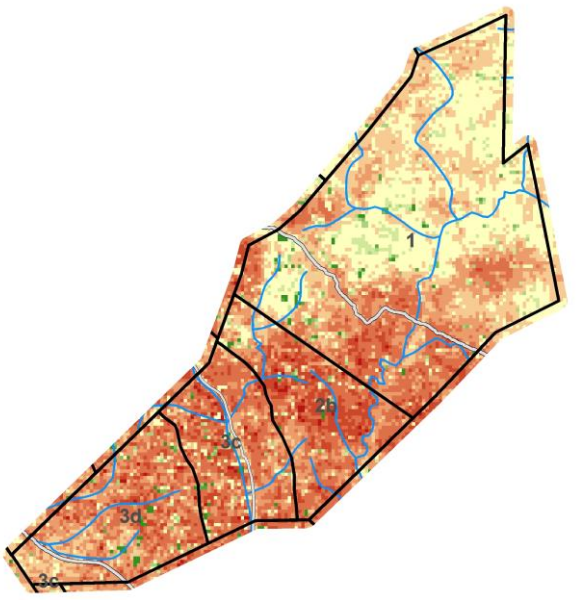

Growing season

Zones

1) Settlement & Cropping Area
2a) Multiple Use: Livestock Priority
2b) Multiple Use: Hunting Priority
2c) Multiple Use: Tourism Priority
2d) Multiple Use: Mining Priority
3a) Exclusive Wildlife: All Utilisation
3b) Exclusive Wildlife: Trophy Hunting
3c) Exclusive Wildlife: Tourism
3d) Exclusive Wildlife: No Disturbance
4) Forest

Difference from average

- Much poorer
- Same as average
- Much better
- Roads
- Rivers
- Management zones

Fire management

Burns between 2000 and 2023

When and where it burnt in 2023

No fire monitoring

T. Robertson

Times burned

- 1 - 2
- 3 - 5
- 6 - 9
- 10 - 13
- >13

Prevent late burns

Burned area

- April - July
- Aug - December

Forage availability

During the growing season enough forage must be produced to sustain livestock and game until the next rainy season

Management Options

-Do nothing
-Buy more animals
-Move animals to better grazing
-Sell old and unproductive animals
-Acquire additional forage

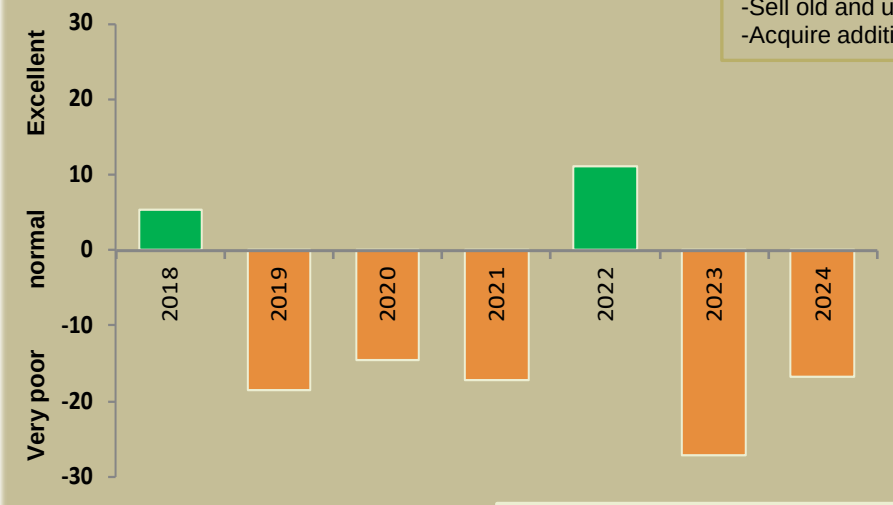

Below normal forage availability - Enough for livestock and game?

© NACSO / WWF in NAMIBIA


T. Robertson

Climate and vegetation patterns assist in our understanding of the status of wildlife and livestock in the conservancy for the effective management of these resources.