2024

Otjikongo
Climate and Vegetation Report

D1

Adapting in response to the current environmental conditions …

Seasonal trends in rainfall and vegetation (2023 / 2024 Season)

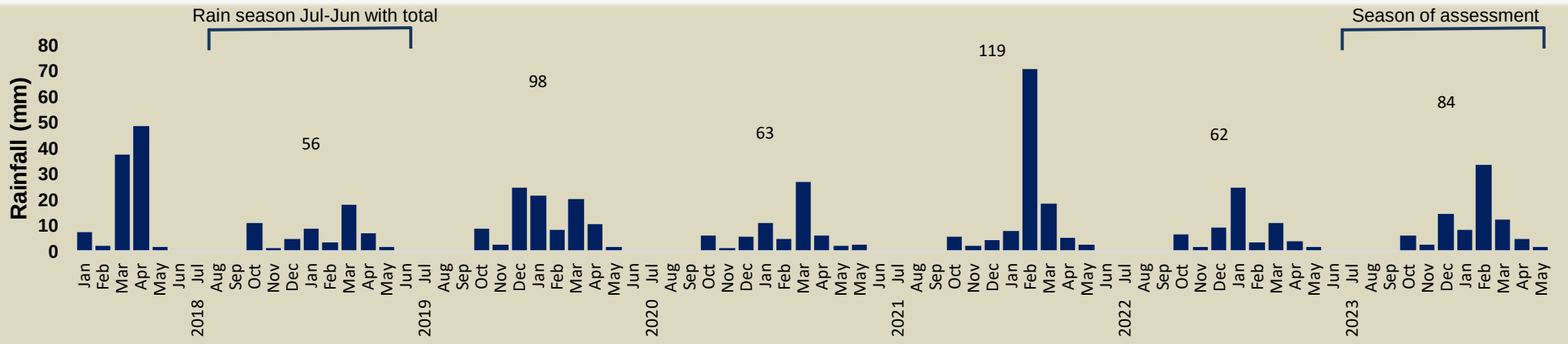

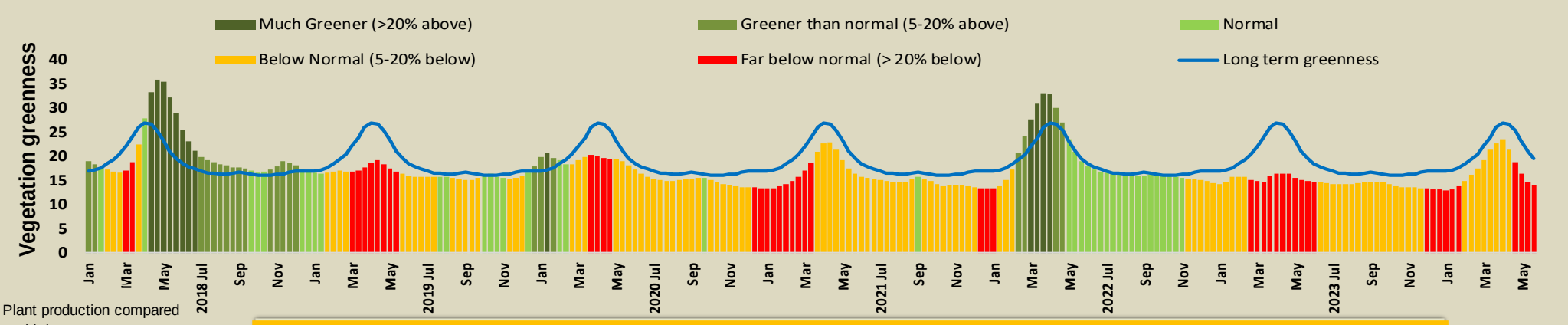

Plant production compared with long term average: 2014/15 to 2022/23

Below average rainy season, poor plant production

Vegetation cover trend (2000 - 2023)

High vegetation cover is good because more rainwater is prevented from running off, causing less erosion. Also, the soil is shaded leading to a decrease in soil temperature and evaporation.

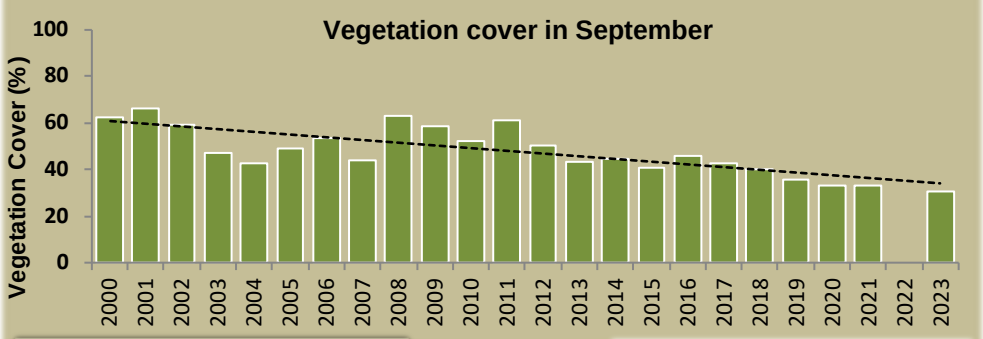

Plant cover is decreasing - Why?

Vegetation cover : 2023

Good vegetation cover

Much bare ground



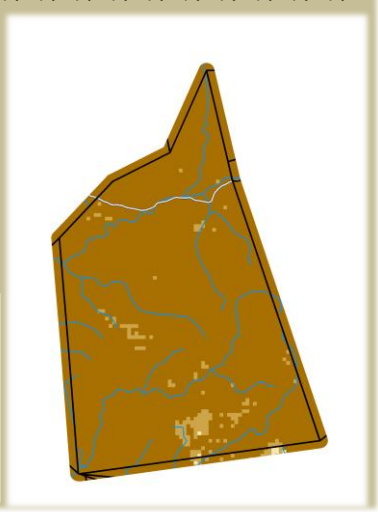

Vegetation productivity (February to April) 2024

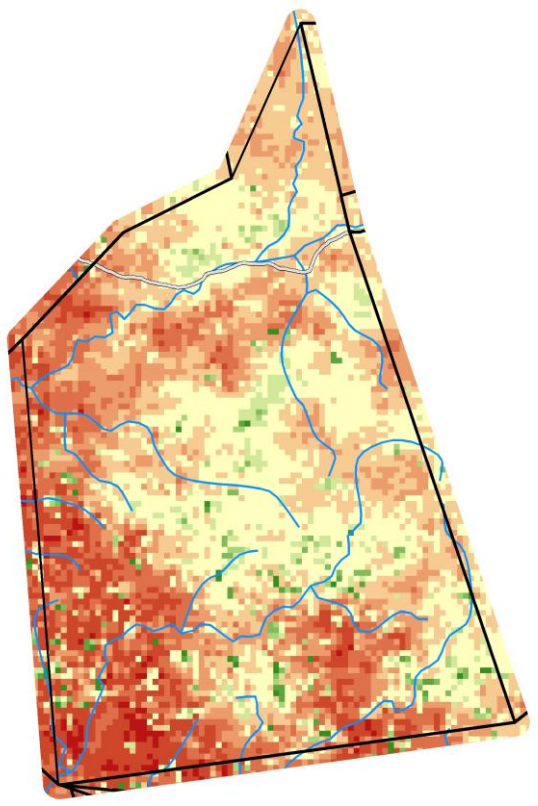

Growing season

Zones

1) Settlement & Cropping Area
2a) Multiple Use: Livestock Priority
2b) Multiple Use: Hunting Priority
2c) Multiple Use: Tourism Priority
2d) Multiple Use: Mining Priority
3a) Exclusive Wildlife: All Utilisation
3b) Exclusive Wildlife: Trophy Hunting
3c) Exclusive Wildlife: Tourism
3d) Exclusive Wildlife: No Disturbance
4) Forest

Difference from average

Much poorer

Same as average

Much better

Roads

Rivers

Management zones

Fire management

Burns between 2000 and 2023 | **When and where it burnt in 2023**

No fire monitoring

Times burned

1 - 2
3 - 5
6 - 9
10 - 13
>13

Prevent late burns

Burned area

April - July
Aug - December

Forage availability

During the growing season enough forage must be produced to sustain livestock and game until the next rainy season

Management Options

-Do nothing
-Buy more animals
-Move animals to better grazing
-Sell old and unproductive animals
-Acquire additional forage

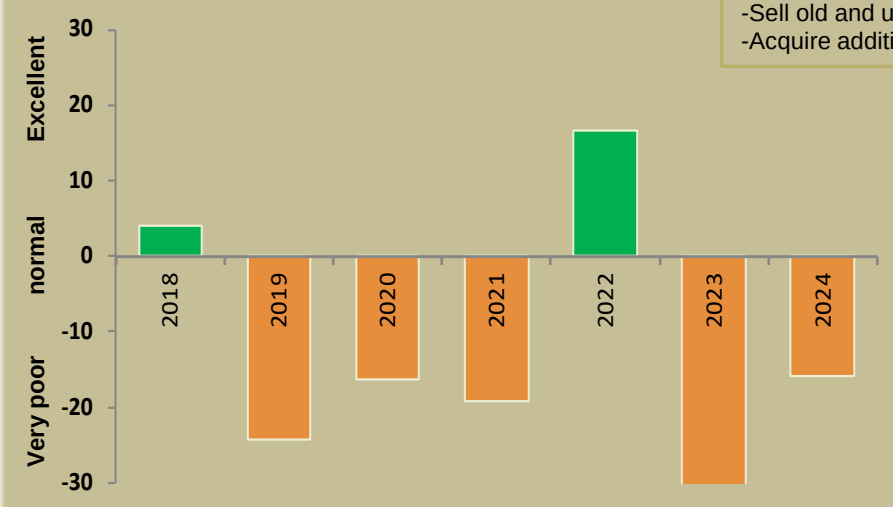

Below normal forage availability - Enough for livestock and game?

Climate and vegetation patterns assist in our understanding of the status of wildlife and livestock in the conservancy for the effective management of these resources.