

maximising wildlife returns by minimising threats...

Performance Indicators

Management performance in 2023

Category	Performance		
1 Adequate staffing			
2 Adequate expenditure			
3 Audit attendance			
4 NR management plan			
5 Zonation			
6 Leadership			
7 Display of material			
8 Event Book modules			
9 Event Book quality			
10 Compliance			
11 Game census			
12 Reporting & adaptive management			
13 Law enforcement			
14 Human Wildlife Conflict			
15 Harvesting management			
16 Sources of NR income			
17 Benefits produced			
18 Resource trends			
19 Resource targets			

Key to performance indicators

weak/bad		reasonable		good		

Performance is assessed on a scoring system from zero (none) to a maximum of between 3 and 6 (strong/excellent) depending on the indicator.

Indicators 1-17 reflect the performance of the management team in place in the conservancy and an efficient team can achieve a good rating in all 17 indicators.

Indicators 18 & 19 are influenced by external factors and are not considered a reflection of conservancy management. They indicate the current status of wildlife in the conservancy in relation to a theoretical optimal situation.

Human wildlife conflict

Human wildlife conflict trend

the chart shows the total number of incidents each year, subdivided by species, grouped as herbivores and predators

Most troublesome problem animals 2021-2023

the chart shows the number of incidents per species for the last 3 years; the darkest bar (on the right) indicates the current year for each species

The most troublesome species in 2023 are on the left

The least troublesome species in 2023 are on the right

Type of damage by problem animals 2021-2023

the chart shows the number of incidents per category for the last 3 years; the darkest bar (on the right) indicates the current year for each type

Poaching

Number of incidents per year

Commercial poaching is a serious threat to conservancy benefits. The chart shows the number of incidents per category

Traps and firearms recovered

number of incidents per category

Arrests and convictions

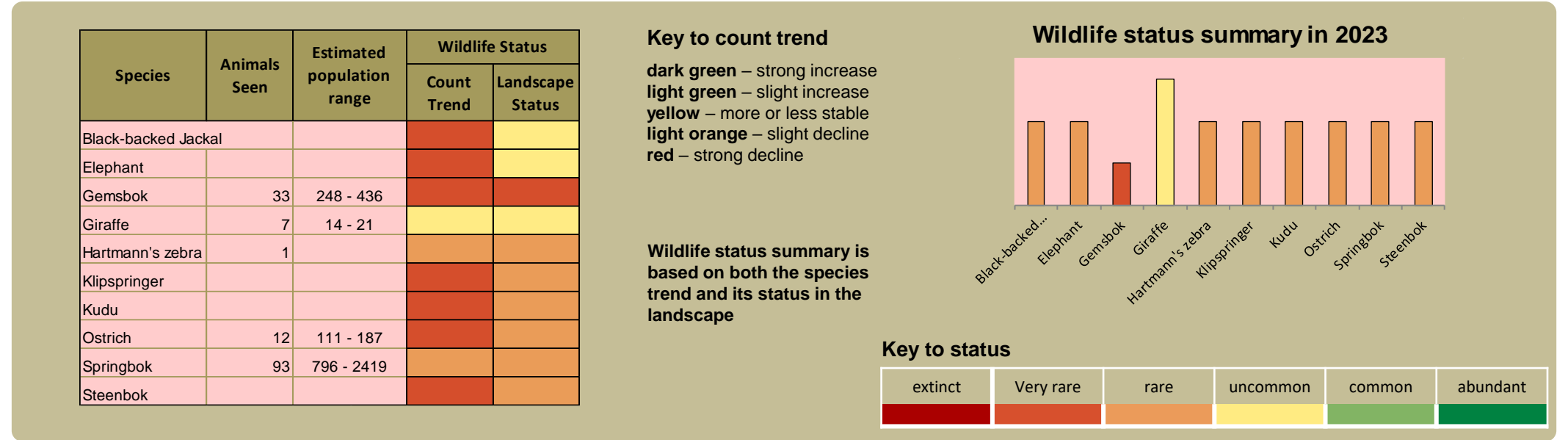
number of incidents per category

Wildlife removals – quota use and value

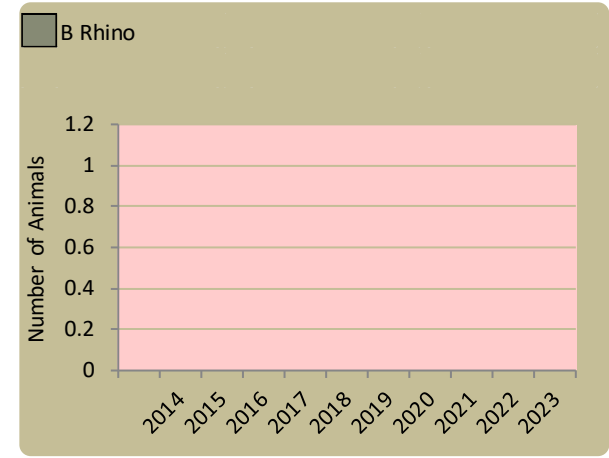
Potential value estimates (N\$) for a single animal:	Species	Quota 2023			Animals actually used in 2023					Potential	
		Total	Trophy	Other Use	Trophy	Own Use & Premium	Shoot & Sell	Capture & Sale	Problem Animal	Total Use	Trophy Value N\$
• <b>Potential trophy value</b> - the average trophy value for that species in the conservancy landscape	Hartmann's zebra	3	3						0	20,100	
trophy values vary depending on trophy quality, international recognition of the hunting operator and the hunting area	Leopard	1	1						0	130,000	
	Springbok	16	10	6		6			6	8,300	702
• <b>Potential other use value</b> - the average meat value for common species											
or											
the average live sale value of each high value species (indicated with an *). High value species are never used for meat											
Fractions of animals indicate that a quota of 1 animal was awarded with conditions i.e.											
a) over a period of several years											
and/or											
b) is shared with other conservancies											

# monitoring numbers and trends for a healthy conservancy...

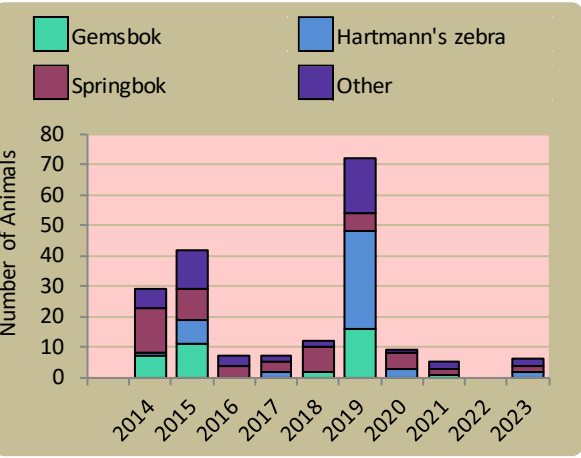
## Current wildlife numbers and status



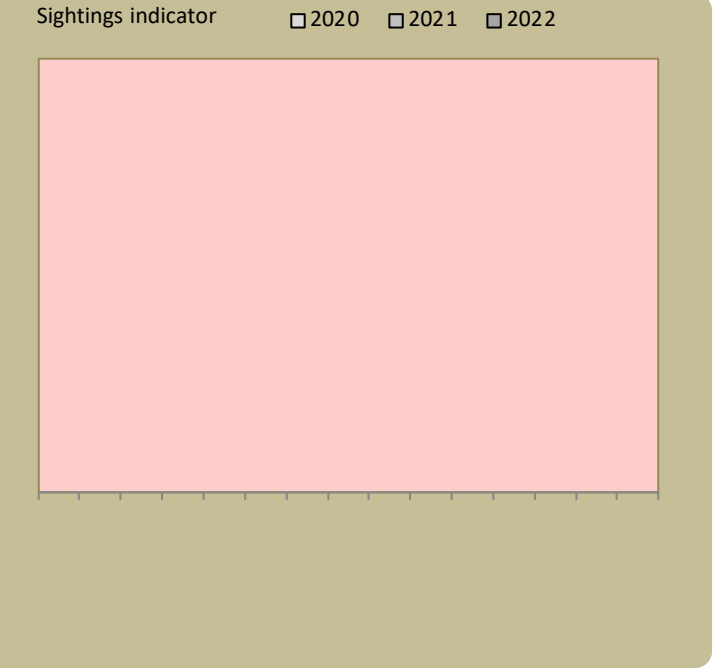
## Wildlife introductions



## Wildlife mortalities



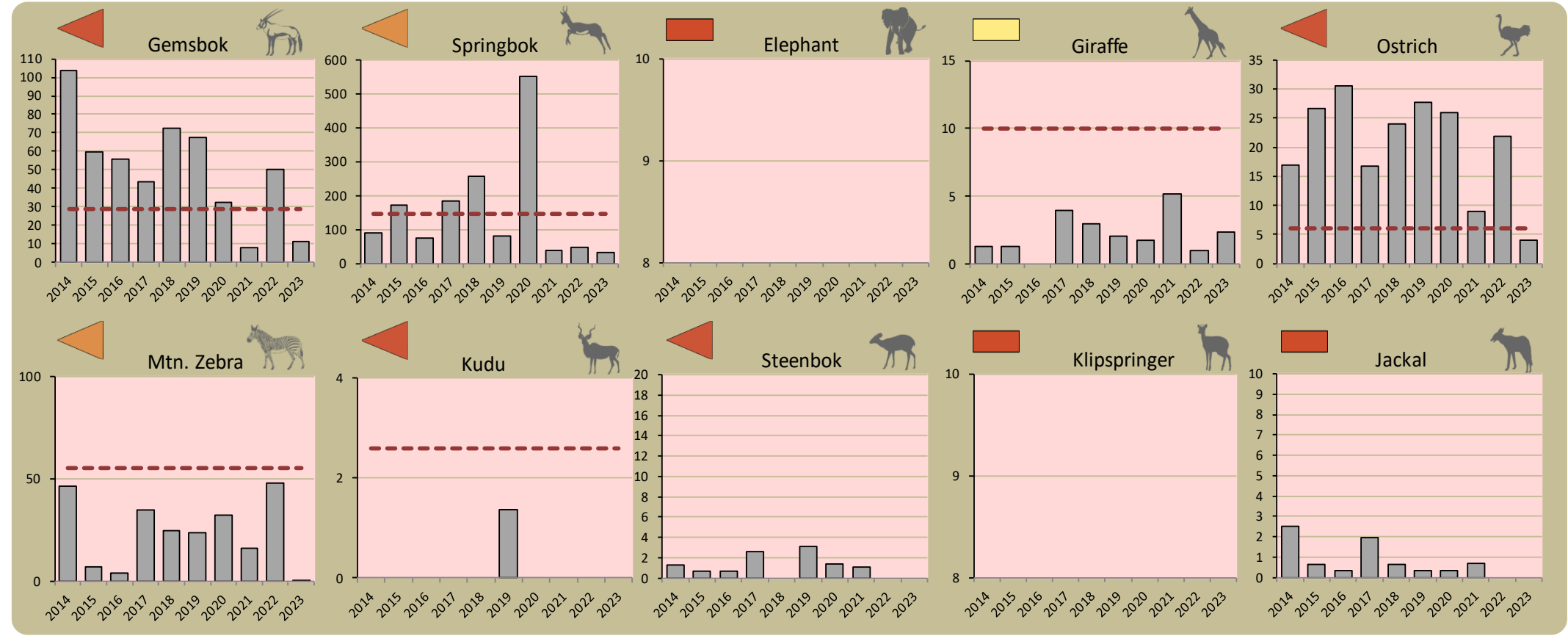
## Locally rare species



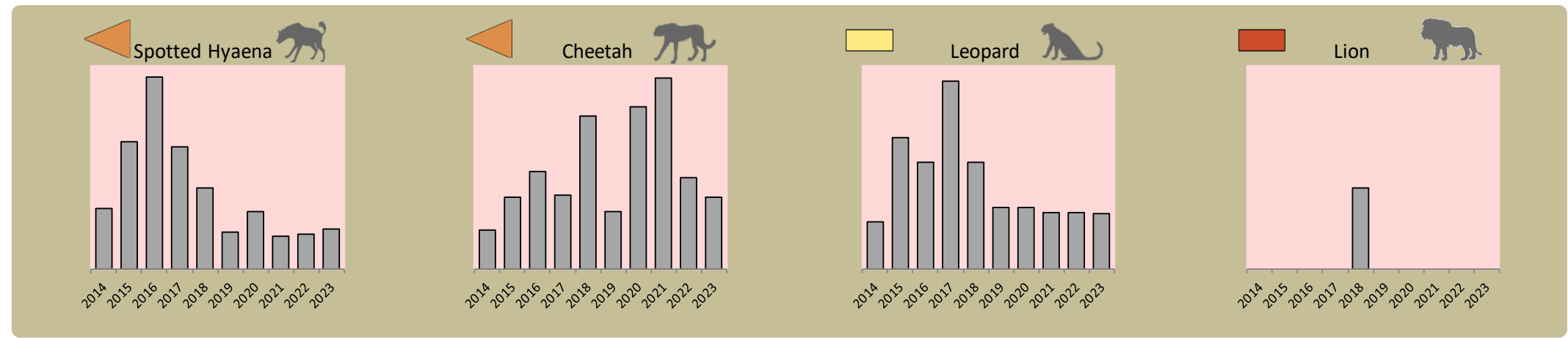
## Annual game count

Charts show the number of animals seen each year per 100 km driven during the game count. As a point of reference the dashed horizontal line represents the combined 10 year average in Palmwag and Etendeka concessions. Status flags reflect the general count trend over the last 5 years.

**Locally rare species** are not found very often in the conservancy and need special conservation attention.



## Predator monitoring



Wildlife provides a wide range of benefits. Some wildlife can cause conflicts, but all wildlife is of value to tourism, trophy hunting and a healthy environment.

By using all the available information and adapting and improving activities, threats such as human wildlife conflict, poaching and other issues can be minimised.

## Enabling wise conservancy governance...

### Conservancy Statistics

Date Registered:	July 2003
Population (2011 census):	220
Size (square kilometres):	3565
Registered members:	367

### Key Compliance Requirements

Was an AGM held?	✓
Were elections held?	N/A
Were benefits distributed according to the BDP?	✗
Is game managed according to the GMUP?	✗
Was the financial report presented and approved?	✓

### Conservancy Governance

	Male	Female	Total
Number of management committee members	6	1	7
Attendance at AGM	73	69	142
Date of the last AGM:	18/11/2023		
Date of the next AGM:	Jun-24		
Other important issues			
Budget approved?	✓		
Work plan approved?	✓		
Annual conservancy report approved?	✓		

### Benefit Distribution

Type	Description	Beneficiary	Number
Cash Benefits	School Fund Donation	Households	50
Social Benefits	Sport Financial Support	Youth	30
Meat Distribution	Game Meat For Agm	Members	
Other Benefits	Cash To Ta	Ta	

### Employment

	Male	Female	Total
Conservancy staff (Incl. CGG & CRM)	12	3	15
Number of Community Game Guards	7	0	7
Number of Community Resource Monitors	7	0	7
Lodge staff	2	3	5

### Governance Performance Rating

How well did the conservancy perform in the past year?

Performance Category	This Year	Prev. Year	Explanation of performance category
Member engagement			The conservancy is adequately engaging its members
Benefit planning			The conservancy developed its BDP in a transparent and participatory manner
Benefit distribution			The conservancy distributes benefits to its members in a fair, transparent and equitable manner
Accountability			Conservancy members are holding the management committee accountable
Stakeholder engagement			The conservancy maintains relationships with key external stakeholders
Financial management			The conservancy is effectively managing its finances
Colour codes: <div>none</div> <div>weak</div> <div>moderate</div> <div>strong</div> <div>exceptional</div> <div>N/A</div>			